

My CVCC Online Quick Tips for Viewing your *Degree Progress Report*

Step 1

Go to the CVCC Website at <http://www.cvcc.vccs.edu>. In the top right-hand corner, you'll see a key icon. Click on the myCVCC link beside it.



Step 2

The Login Screen will appear. If you don't know your Username and Password, you may look it up using the (Look up your Username) link or the (Password Help) link.



Step 3

My Tools page will appear. Click on the link labeled VCCS SIS 9.0: Student Information System.

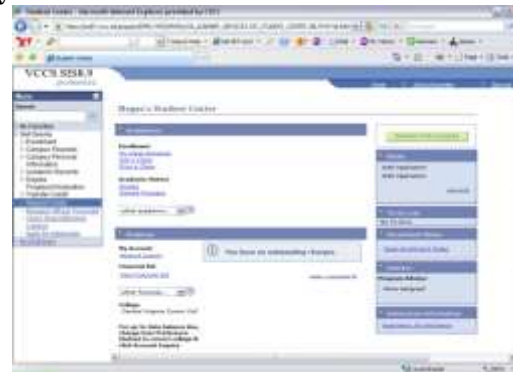


Step 4

This is the Student Navigation Panel



You can now go to your Student Center to view a summary of the academic, personal, and financial information that the College has for you.

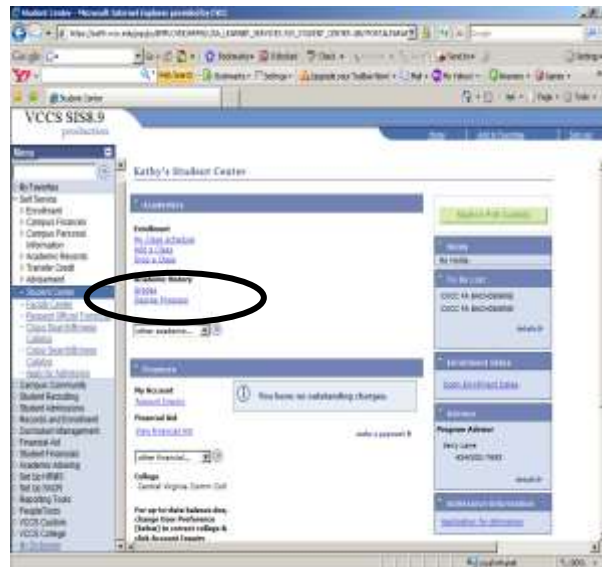


Step 5

Click on Student Center



Step 6
Click on Degree Progress



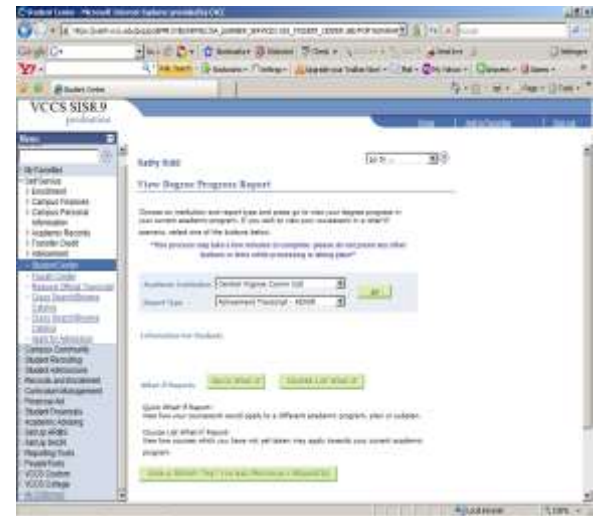
Step 7

Select:

Academic Institution= Central Virginia Community College

Report Type= Advisement Transcript

Select "go" to view your transcript and scroll to bottom to see what classes are required for your program plan.



*****If you have any questions or need further assistance please contact the Office of Admissions and Records at (434)832-7633.**